






	a	b	c	d	e	f	g	h	k	m	n	o	p	r	q	s
TC1455A	2400	1800	12	32	120	45	160DM	110	160EM	180	550	150	250	200	2150	2000
TC1455B	3600	2700	18	48	180	68	240DM	164	240EM	270	825	225	375	300	3225	3000



Colour Legend

	Black (sign legend and border)		Retroreflective blue (patch background)
	Retroreflective yellow (sign background)		Retroreflective white (patch legend)



Queensland Government
Department of **Main Roads**

SPECIAL WARNING SIGN "DRIVER FATIGUE KILLS REST IF SLEEPY"

Traffic & Road Use Management Division
Traffic Engineering Section

APPROVED AS OFFICIAL TRAFFIC SIGN

Designed
RH 11/03

Checked
JD 11/03

Scale
Not to Scale


PRINCIPAL ENGINEER
(Traffic Engineering)

10/11/03
Date

TC1455

A ☐ ☐ ☐ ☐ ☐